

## Addressing That Works – When Seconds Count

Because help often arrives from the opposite direction of the mail service, only 50% of your street addresses are visible to 9-1-1 first responders or anyone else.

Don't keep them guessing, identifying your street address on **BOTH** sides of your mailbox using a minimum of 3-inch high white reflective numbers on a dark background.

3" High White Reflective Numbers on a Dark Background

3" High White Reflective Numbers on a Dark Background

3" High White Reflective Numbers on a Dark Background

3" High White Reflective Numbers on a Dark Background

3" High White Reflective Numbers on a Dark Background



House 4-5 inch



If you live in an area that uses community mailboxes rather than individual mailboxes, it is important to display your address on your house using a minimum of 4-inch high numbers that are well illuminated and have a high contrast to the background, both day and night. As an alternate, place a small post with the address sign attached, visible from both sides, and located near the roadside.

**DO** Use a minimum of 3-inch high white reflective numbers on a dark background.

**DO** use a directional arrow on the mailbox if you share a driveway with another house or if the mailboxes are all on the same side of the road.

**DO** display your address ON YOUR HOUSE using a minimum of 4-inch high numbers and make sure they are visible from the street and brightly illuminated.

**DO** call your local fire department and ask about their addressing guidelines.

**DO NOT** use black numbers under any circumstance. What color is not visible at night? Black numbers on a white reflective background are common but hard to see at night. The white reflective background has a tendency to balloon from the bright lights of an approaching emergency vehicle and hide the black letters.

**DO NOT** use brass numbers, they are difficult to see in the daytime and impossible at night.

*Eleven Eighty Four*



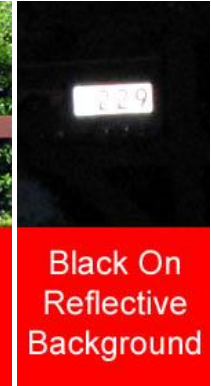

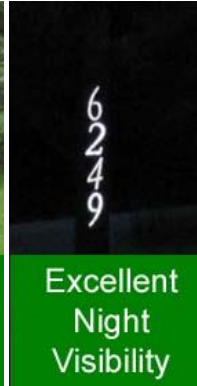
**DO NOT** use cursive numbering. 1184 is easier to read than

**DO NOT** allow shrubbery or holiday decorations to block the address on your mailbox or house.

**DO NOT** rely on curbside painted numbers. Responders cannot see them as they approach from down the road. The numbers are easily covered by snow, dirt, debris, and completely hidden by a parked car.



Addressing That Works – When Seconds Count  
 Good Addressing Helps Everyone  
**When Seconds Count**  
 Don't Keep Them Guessing



Addressing That Works – When Seconds Count  
Numbers and Lettering Sources

**Do It Yourself Lettering** .com

[www.doityourselflettering.com/](http://www.doityourselflettering.com/)

**1654**

3 inch self-adhesive vinyl white reflective on black ~ \$14-

---

**numbersandletters.com**

[www.numbersandletters.com/](http://www.numbersandletters.com/)

3 to 6 inch self-adhesive white reflective ~\$3.5 each

**3**

---

**ebay**

**0011  
2233  
4455  
6677  
8899**

Reflective Sheet of White Vinyl Street Address  
Mailbox Number Decal Sticker Kit ~ \$16

---



3 inch, Home Depot in store  
white on black nail on





Addressing That Works – When Seconds Count



4 inch, Lowe's, in store, one for under \$2-  
white reflective nail on 4-inch white on black



4-inch Walmart in store, one for under \$1-  
white reflective nail on



[www.SmartSign.com](http://www.SmartSign.com) 3 or 4 inch ~ \$20-



Horizontal or Vertical Red, Black,  
Green, Blue and Brown backgrounds,  
Reflective both sides



[SafetySign.com](http://SafetySign.com) 3 or 4 inch high ~ \$20



Horizontal or Vertical Red, Black, Green, Blue and Brown backgrounds, Reflective both sides

**INTERSTATE SIGN PRODUCTS**

[www.Interstate911.com](http://www.Interstate911.com)

3 or 4 inch ~ \$18

Horizontal or Vertical Red, Green, Blue and Brown backgrounds, Reflective both sides



[www.SignSpecialist.com](http://www.SignSpecialist.com)

911 Signs, 6"x18", both sides under \$20-

